

**HR & SR LLC**

**DBA: Atwater Elevator**

405 Pacific Ave.

PO Box 613

Atwater, MN 56209

**Delux Dryer— DP7545**



**Serial# 0608134079**

**230 volt/ 3 phase**

**3 – 15 hp motors**

**900 bu/hr – 5 point removal**

PRIDE OF THE INDUSTRY




*Continuous Flow*  
**GRAIN DRYERS**

LOW PROFILE PORTABLE

OUTSIDE, IT'S IMPRESSIVE


INSIDE, IT'S FANTASTIC



LOWER PANEL




*Delux Proportional Continuous Flow*



# DELUX LOW PROFILE PORTABLE GRAIN DRYERS

Continuous Flow



DRYER DIMENSIONS	MODEL DP 2515	MODEL DP 5030	MODEL DP 7545
A. Total Dryer Height with Transport, without Belt Guard	17'	17'	17'
B. Total Dryer Height with Transport and Belt Guard	18'	18'	18'
C. Dryer Garner Height	3' 7"	3' 7"	3' 7"
D. Transport Height	13' 6"	13' 6"	13' 6"
E. Dryer Height without Garner and Transport	12' 6"	12' 6"	12' 6"
F. Tongue Length	3' 6"	4' 2"	4' 3"
G. Discharge Auger Length	1'	1'	1'
H. Dryer Height from Ground to Chassis	1'	1'	1'
I. Total Dryer Width	8'	8'	8'
J. Dryer Chassis Width	5' 10-3/4"	5' 10-3/4"	5' 10-3/4"
K. Dryer Chassis Length	10' 7-3/16"	20' 7-3/16"	30' 7-3/16"
L. Dryer Length with Transport	14' 2"	25'	35'

NOTE: Dimensions Approximate

GENERAL SPECIFICATIONS	MODEL DP 2515	MODEL DP 5030	MODEL DP 7545
Drying Capacity (Bushels/Hour) (5 Point Removal 20%-15%)	300 Bu/Hr	600 Bu/Hr	900 Bu/Hr
Drying Capacity (Bushels/Hour) (10 Point Removal 25%-15%)	180 Bu/Hr	360 Bu/Hr	540 Bu/Hr
Holding Capacity (Total Bushels)	317 Bu	634 Bu	951 Bu
Holding Capacity (Drying Columns)	250 Bu	500 Bu	750 Bu
Cfm Per Bushel	80 Cfm	80 Cfm	80 Cfm
Temperature Control Type	Modulating	Modulating	Modulating
Burner Input (Million Btu/Hr) @ 70° Ambient Temp.	1,443,000 Btu/Hr	2,886,000 Btu/Hr	4,329,000 Btu/Hr
Gas Supply Recommended (Cu-ft/Hr) @ 10° Ambient Temp. (1040 Btu/Cu-ft — Nat. Gas)	2500 Cu-ft/Hr	5000 Cu-ft/Hr	7500 Cu-ft/Hr
Gas Supply Recommended (Gal/Hr) @ 10° Ambient Temp. (92,000 Btu/Gal — Propane)	30 Gal/Hr	60 Gal/Hr	90 Gal/Hr
Horsepower — Loading Auger 8"	1 Hp	2 Hp	3 Hp
Horsepower Dry and Cool Fan(s)	One — 15 Hp	Two — 15 Hp	Three — 15 Hp
Horsepower Metering Rolls	1 Hp	1 Hp	1 Hp
Horsepower — Unload Auger 8"	1 Hp	2 Hp	3 Hp
Total Dryer Horsepower	18 Hp	35 Hp	52 Hp
Electrical Service Required 230V Single Phase	86 Amps	154 Amps	224 Amps
Electrical Service Required 240V Three Phase	55 Amps	103 Amps	151 Amps
Electrical Service Required 480V Three Phase	27.5 Amps	51.5 Amps	75.5 Amps
Total Weight of Dryer/with Transport	6,000 lb	12,000 lb	18,000 lb

12,187 Total

NOTE: Drying Capacities Based On Dry and Unfrozen Corn, Operating at 200°F, @ 70° Ambient Temperature, and 60% Relative Humidity.

For complete details, cost, and planning new drying and grain handling systems or adding to your present system, contact your Dealer or write or phone.

DISTRIBUTED BY:



**DELUX MFG., CO.**  
 BOX Q · KEARNEY, NEBRASKA 68847  
 PHONE: (308) 237-2274

DELUX MFG., CO. reserves the right to change its products and their specifications at anytime without notice or obligation.